

# READY-MADE SHADE SAILS

KOOL SERIES

## KOOL SERIES MEDIUM DUTY

Kool Series shade sails are built to last. They have been designed and manufactured in New Zealand to a very high standard and are perfect for the discerning DIY enthusiast.

SHADETEC 320 fabric is very durable and comes in a large range of designer colours. Our enhanced corner design has a 316 stainless steel D-ring reinforced with a double layer of mildew resistant webbing. All hems have webbing reinforcing and are triple stitched with PTFE thread that will last for over 13 years without rotting.

The strong webbing in the edge and the curved sides ensure that the sail will sit snugly and fly gracefully without excessive movement when installed. Kool Series shade sails will invariably add style, comfort and class to your outdoor setting.



## PTFE SEWING THREAD



Our PTFE sewing thread is guaranteed to last for the life of the fabric, and it maintains the strength of the seam even under the harshest outdoor conditions. It does not deteriorate, burst or break, despite years of exposure to weather and extreme temperatures.



- ✓ Designed for easy installation.
- ✓ High (90%) UV block and high shade factor.
- ✓ 13 year warranty.
- ✓ Simply add fitting hardware and follow the provided instructions to install.

## COLOURS

Coastal Cream	Arctic White	Desert Sand	Sunshine Yellow	Ocean Blue
Deep Sea Navy	Lava Red	Canyon Tan	Meadow Green	Forest Green
Charcoal Grey	Alpine Silver	Carbon Black	River Sand	

Colours shown indicative only.

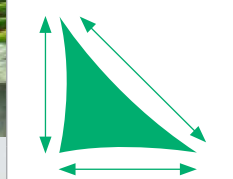
# KOOL SERIES

CARBON BLACK



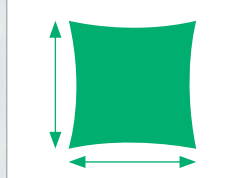
## EQUILATERAL TRIANGLE - All sides are equal in length

CODE	KS ET12	KS ET14	KS ET16	KS ET18	KS ET20
SIZE (M)	3.7 x 3.7 x 3.7	4.3 x 4.3 x 4.3	4.9 x 4.9 x 4.9	5.5 x 5.5 x 5.5	6.1 x 6.1 x 6.1
RRP PRICE	\$398.00	\$461.00	\$510.00	\$588.00	\$662.00



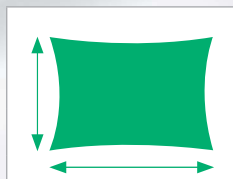
## RIGHT-ANGLE TRIANGLE - Right angled sides are equal in length

CODE	KS RT10	KS RT15	KS RT20		
SIZE (M)	3.0 x 3.0 x 4.3	4.6 x 4.6 x 6.5	6.1 x 6.1 x 8.6		
RRP PRICE	\$360.00	\$406.00	\$454.00		



## SQUARE - All sides are equal in length

CODE	KS SQ10	KS SQ12	KS SQ14	KS SQ16	KS SQ18
SIZE (M)	3.0 x 3.0	3.7 x 3.7	4.3 x 4.3	4.9 x 4.9	5.5 x 5.5
RRP PRICE	\$433.00	\$510.00	\$605.00	\$714.00	\$753.00



## RECTANGLE - Different width and length

CODE	KS RE1012	KS RE1014	KS RE1214	KS RE1216	KS RE1218
SIZE (M)	3.0 x 3.7	3.0 x 4.3	3.7 x 4.3	3.7 x 4.9	3.7 x 5.5
RRP PRICE	\$470.00	\$543.00	\$581.00	\$618.00	\$672.00

NOTE 1: These measurements are taken from the shackle at each corner, they do not include tensioners or fixings. These measurements are the size of the shade sail before it is stretched out or tensioned. For best results we recommend that a turnbuckle tensioner is used at every corner of the shade sail.

NOTE 2: Hardware not included.